

2019 WCC District 5 Qualifier

Meet Results

Sep 14-15, 2019

Women / 2 / All

Session: 4

Judge's Signatures

Rank	Num	Name	Gym					AA
1	302	Rylan Johns	Powersports Gym	9.400 8	9.700 1	9.550 2T	9.300 4	37.950 1
2	226	Emma Cummins	RBGA	9.625 2T	9.200 19T	9.700 1	9.275 5	37.800 2
3	143	Emalee Bautista	AIM Athletics Texans	9.375 9T	9.450 4T	9.400 5	9.500 2	37.725 3
4	260	Madelyn Pratt	RBGA	9.350 12T	9.450 4T	9.350 6T	9.150 10T	37.300 4
5	307	Rebecca Morris	Powersports Gym	9.175 25T	9.650 2	9.200 14T	9.200 8T	37.225 5
6	411	McKenzie Notaro	K2 Academy	9.625 2T	9.350 13T	9.275 9	8.825 36	37.075 6
7	381	Daniela Zulueta	WCC TX	9.450 6T	9.425 9T	9.000 28T	9.150 10T	37.025 7
8	214	Hadley Baird	RBGA	9.375 9T	9.200 19T	9.350 6T	8.850 34T	36.775 8
9	275	Michaela Welch	RBGA	8.800 51T	9.400 11T	9.550 2T	9.000 25T	36.750 9
10	230	Zoe Fiorello	RBGA	9.625 2T	9.100 26T	9.150 18T	8.800 37T	36.675 10
11	466	Regina Vazquez	Juergen's Tx	9.200 23T	9.150 22T	9.150 18T	9.150 10T	36.650 11
12	402	London Hebert	K2 Academy	9.225 20T	9.450 4T	8.900 36T	9.050 18T	36.625 12
13T	316	Abbey Smith	Powersports Gym	9.175 25T	9.450 4T	8.800 44T	9.150 10T	36.575 13T
13T	410	Sophie Meade	K2 Academy	9.100 32T	9.100 26T	9.250 10T	9.125 16	36.575 13T
15	237	Neha Gawankar	RBGA	9.200 23T	8.850 37T	9.250 10T	9.250 6T	36.550 15
16	323	Alyson Johnson	AIM Athletics Texans	9.275 17	8.950 32T	9.050 24T	9.250 6T	36.525 16
17	137	Alida Angell	AIM Athletics Texans	9.300 15T	8.975 31	9.100 22T	9.100 17	36.475 17
18	267	Bradie Smith	RBGA	9.000 39T	9.250 18	9.150 18T	9.050 18T	36.450 18
19	297	Julia Gomez	Powersports Gym	9.225 20T	9.200 19T	8.850 41T	9.150 10T	36.425 19
20T	417	Emma Sailer	AIM Athletics Texans	9.625 2T	8.450 52T	9.250 10T	9.050 18*	36.375 20T
20T	249	Campbell Moore	RBGA	9.375 9T	8.500 49T	9.450 4	9.050 18*	36.375 20T
20T	264	Piper Scarborough	RBGA	9.300 15T	9.150 22T	9.150 18T	8.775 40	36.375 20T
23	262	Kayli Rivera	RBGA	9.225 20T	8.950 32T	9.100 22T	8.950 27T	36.225 23
24	272	Brilee Strong	RBGA	9.325 14	9.000 29T	8.950 35	8.875 33	36.150 24
25	301	Bailey Jackson	Powersports Gym	9.350 12T	9.300 15T	8.750 47T	8.625 48	36.025 25





2019 WCC District 5 Qualifier

Meet Results

Women / 2 / All

Sep 14-15, 2019

Session: 4

Rank	Num	Name	Gym					AA
26T	296	Brooklyn Gibbs	Powersports Gym	9.000 39*	8.850 37T	9.200 14T	8.950 27T	36.000 26T
26T	390	Adelynn Bennett	K2 Academy	9.000 39*	9.150 22T	9.050 24T	8.800 37T	36.000 26T
28	287	Laila Corbin	Powersports Gym	8.650 58T	9.450 4T	8.500 58T	9.350 3	35.950 28
29T	290	Eva Diyasheva	Powersports Gym	8.850 49T	9.425 9T	8.900 36T	8.600 49T	35.775 29T
29T	422	Katia Bonner	Juergen's Tx	8.700 56T	8.800 40T	9.250 10T	9.025 24	35.775 29T
31	326	Annabelle Prudhomme	AIM Athletics Texans	9.100 32T	8.900 35T	9.000 28T	8.700 45T	35.700 31
32T	181	Shonna Moore	AIM Athletics Texans	9.700 1	8.850 37T	7.550 72	9.550 1	35.650 32T
32T	160	Addison Gaspard	AIM Athletics Texans	9.100 32T	9.600 3	8.800 44T	8.150 62T	35.650 32T
34	394	Elizabeth Coe	K2 Academy	9.125 29T	8.950 32T	8.500 58T	9.050 18T	35.625 34
35	403	Nailah King	K2 Academy	9.250 18T	8.600 47	9.000 28T	8.750 41T	35.600 35
36	449	Taylor Labrada	Juergen's Tx	9.450 6T	8.400 54T	8.900 36T	8.750 41T	35.500 36
37T	179	Harper Manners	AIM Athletics Texans	9.175 25T	8.450 52T	9.200 14T	8.600 49T	35.425 37T
37T	162	Emerie Granda	AIM Athletics Texans	9.075 36	8.750 44	8.400 61	9.200 8T	35.425 37T
37T	481	Victoria Gleckler	WGA Texans	8.950 43T	8.675 46	9.000 28T	8.800 37T	35.425 37T
40T	364	Tyler Uremovich	WCC TX	8.600 61T	9.400 11T	8.700 49	8.650 47	35.350 40T
40T	247	Paige Landry	RBGA	8.550 63T	9.150 22T	8.650 50	9.000 25T	35.350 40T
42	313	Svetlana Riley	Powersports Gym	8.850 49T	9.300 15T	8.450 60	8.700 45T	35.300 42
43	409	Lily Mayton	K2 Academy	9.125 29T	8.250 58	8.850 41T	9.050 18T	35.275 43
44	139	Colette Artim	AIM Athletics Texans	9.175 25T	8.800 40T	8.600 51T	8.600 49T	35.175 44
45	206	Kendall Weddington	AIM Athletics Texans	9.125 29T	8.150 62	9.000 28T	8.850 34T	35.125 45
46T	224	Lijah Crow	RBGA	8.800 51T	9.350 13T	8.000 69T	8.950 27T	35.100 46T
46T	258	Paisley Palmer	RBGA	8.650 58T	8.500 49T	9.050 24T	8.900 31T	35.100 46T
48	241	Kayci Harrell	RBGA	8.700 56T	8.800 40T	9.050 24T	8.500 53T	35.050 48
49	306	Giselle Moreno	Powersports Gym	9.050 37T	8.500 49T	8.850 41T	8.600 49T	35.000 49
50	243	Audrianna Hashem	RBGA	8.900 46T	8.200 59T	8.900 36T	8.950 27T	34.950 50

2019 WCC District 5 Qualifier

Meet Results

Women / 2 / All

Sep 14-15, 2019

Session: 4

Rank	Num	Name	Gym					AA
51	395	Natalia Colina	K2 Academy	8.400 68	8.725 45	8.875 40	8.900 31T	34.900 51
52	325	Kalina Kuo	AIM Athletics Texans	8.550 63T	8.800 40T	8.350 62T	9.150 10T	34.850 52
53	380	Madison Musquiz	WCC TX	9.050 37T	9.300 15T	8.050 68	8.400 57T	34.800 53
54	257	Mia Padilla	RBGA	9.000 39T	8.300 57	9.000 28T	8.450 55T	34.750 54
55	388	Jayden Acosta	K2 Academy	8.750 53T	8.900 35T	8.525 57	8.400 57T	34.575 55
56	269	Madison Smith	RBGA	8.500 66T	8.200 59T	9.350 6T	8.400 57T	34.450 56
57	492	Katelyn Quinney	WGA Texans	8.750 53T	8.100 63	8.600 51T	8.750 41T	34.200 57
58	451	Derielle Levy	Juergen's Tx	8.900 46T	8.200 59T	8.800 44T	8.250 60	34.150 58
59	186	Adriana Ochoa	AIM Athletics Texans	8.550 63T	9.050 28	8.300 64	8.150 62T	34.050 59
60	379	Cali Harris	WCC TX	8.650 58T	8.400 54T	8.200 65	8.750 41T	34.000 60
61	459	Sophia Peters	Juergen's Tx	8.950 43T	7.800 66	8.550 53T	8.200 61	33.500 61
62	434	Sariah Dunlap	Juergen's Tx	8.750 53T	9.000 29T	7.850 71	7.850 68	33.450 62
63	501	Sloane Williams	WGA Texans	9.100 32T	7.650 67	8.750 47T	7.900 67	33.400 63
64	204	Madeline Vandusen	AIM Athletics Texans	8.500 66T	8.050 64	8.550 53T	8.100 64T	33.200 64
65	447	Jade Joseph	Juergen's Tx	8.900 46T	6.450 71	9.000 28T	8.500 53T	32.850 65
66	416	Allison Head	WCC TX	8.600 61T	7.625 68	8.150 66T	8.100 64T	32.475 66
67	483	Brena Grissett	WGA Texans	8.000 71	8.550 48	8.000 69T	7.100 72	31.650 67
68	458	Brooklyn Perry	Juergen's Tx	5.200 74	8.400 54T	9.200 14T	8.450 55T	31.250 68
69	488	Maxine Leano	WGA Texans	8.100 69T	7.000 69	8.350 62T	7.750 69	31.200 69
70	440	Larissa Gillman	Juergen's Tx	8.950 43T	5.800 72	8.550 53T	7.650 70T	30.950 70
71	421	Camila Ayala-Mass	Juergen's Tx	6.000 73	7.950 65	8.550 53T	8.000 66	30.500 71
72	495	Lisa Ramos-Rosas	WGA Texans	8.100 69T	6.550 70	8.150 66T	6.350 74	29.150 72
73	423	Lauryn Bossier	Juergen's Tx	9.250 18T	5.500 73	6.100 74	7.650 70T	28.500 73
74	500	Karsyn Williams	WGA Texans	6.800 72	5.000 74	6.500 73	6.650 73	24.950 74